


Chapter 9: Virtual Memory



Chapter 9: Virtual Memory

- Background
- Demand Paging
- Copy-on-Write
- Page Replacement
- Allocation of Frames
- Thrashing
- Memory-Mapped Files
- Allocating Kernel Memory
- Other Considerations
- Operating-System Examples





Objectives

- To describe the benefits of a virtual memory system
- To explain the concepts of demand paging, page-replacement algorithms, and allocation of page frames
- To discuss the principle of the working-set model



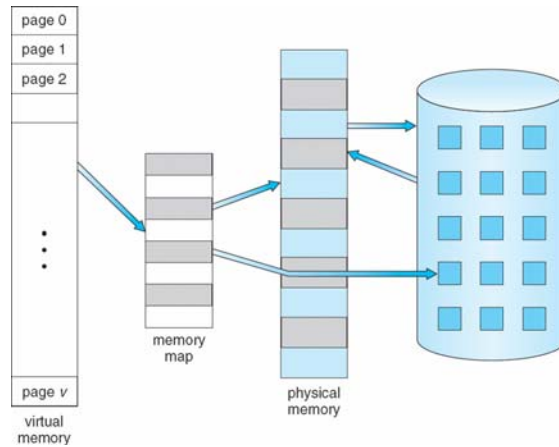
Background

- **Virtual memory** – separation of user logical memory from physical memory.
 - Only part of the program needs to be in memory for execution
 - Logical address space can therefore be much larger than physical address space
 - Allows address spaces to be shared by several processes
 - Allows for more efficient process creation
- Virtual memory can be implemented via:
 - Demand paging
 - Demand segmentation

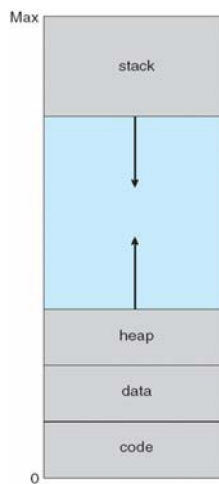




Virtual Memory That is Larger Than Physical Memory

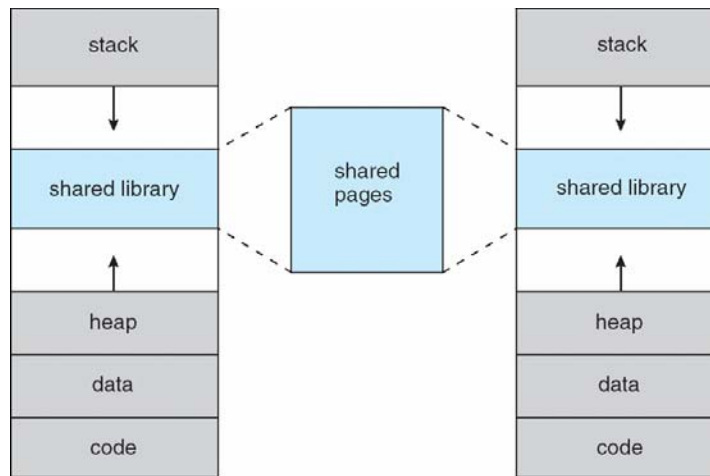


Virtual-address Space





Shared Library Using Virtual Memory



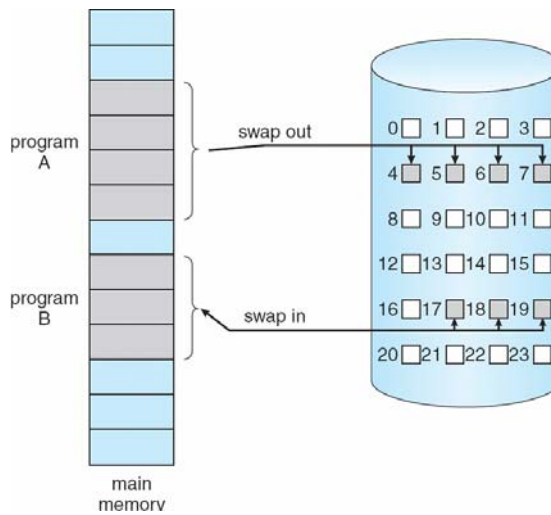
Demand Paging

- Bring a page into memory only when it is needed
 - Less I/O needed
 - Less memory needed
 - Faster response
 - More users
- Page is needed \Rightarrow reference to it
 - invalid reference \Rightarrow abort
 - not-in-memory \Rightarrow bring to memory
- **Lazy swapper** – never swaps a page into memory unless page will be needed
 - Swapper that deals with pages is a **pager**





Transfer of a Paged Memory to Contiguous Disk Space



Valid-Invalid Bit

- With each page table entry a valid–invalid bit is associated (**v** ⇒ in-memory, **i** ⇒ not-in-memory)
- Initially valid–invalid bit is set to **i** on all entries
- Example of a page table snapshot:

Frame #	valid-invalid bit
	v
	v
	v
	v
	i
....	
	i
	i

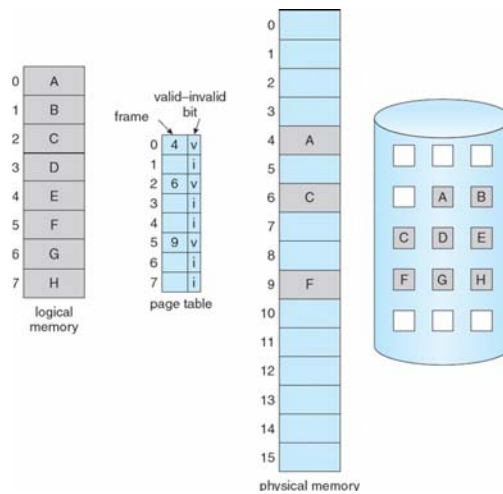
page table

- During address translation, if valid–invalid bit in page table entry is **i** ⇒ page fault





Page Table When Some Pages Are Not in Main Memory



Page Fault

- If there is a reference to a page, first reference to that page will trap to operating system:

page fault

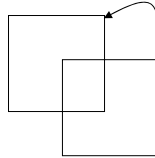
1. Operating system looks at another table to decide:
 - Invalid reference \Rightarrow abort
 - Just not in memory
2. Get empty frame
3. Swap page into frame
4. Reset tables
5. Set validation bit = **v**
6. Restart the instruction that caused the page fault





Page Fault (Cont.)

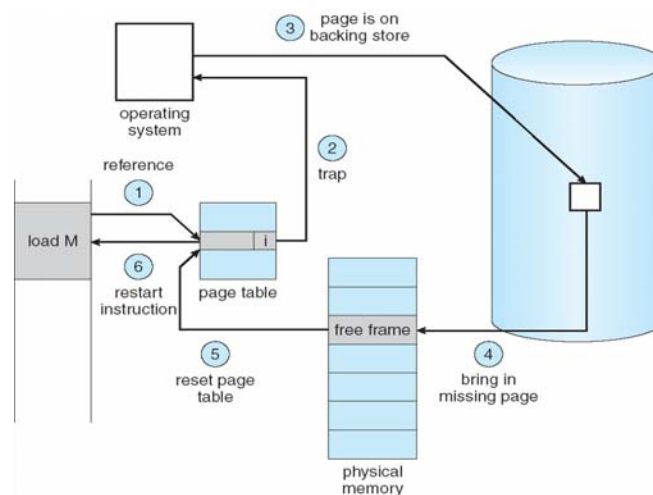
- Restart instruction
 - block move



- auto increment/decrement location



Steps in Handling a Page Fault





Performance of Demand Paging

- Page Fault Rate $0 \leq p \leq 1.0$
 - if $p = 0$ no page faults
 - if $p = 1$, every reference is a fault
- Effective Access Time (EAT)

$$\begin{aligned} \text{EAT} = & (1 - p) \times \text{memory access} \\ & + p (\text{page fault overhead} \\ & \quad + \text{swap page out} \\ & \quad + \text{swap page in} \\ & \quad + \text{restart overhead} \\ &) \end{aligned}$$



Demand Paging Example

- Memory access time = 200 nanoseconds
- Average page-fault service time = 8 milliseconds
- $\text{EAT} = (1 - p) \times 200 + p (8 \text{ milliseconds})$
 $= (1 - p) \times 200 + p \times 8,000,000$
 $= 200 + p \times 7,999,800$
- If one access out of 1,000 causes a page fault, then
EAT = 8.2 microseconds.
This is a slowdown by a factor of 40!!





Process Creation

- Virtual memory allows other benefits during process creation:
 - Copy-on-Write
 - Memory-Mapped Files (later)



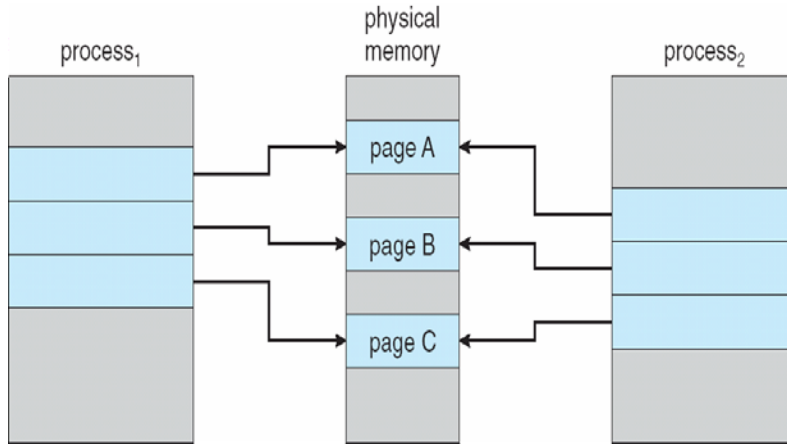
Copy-on-Write

- Copy-on-Write (COW) allows both parent and child processes to initially *share* the same pages in memory
 - If either process modifies a shared page, only then is the page copied
- COW allows more efficient process creation as only modified pages are copied
- Free pages are allocated from a **pool** of zeroed-out pages

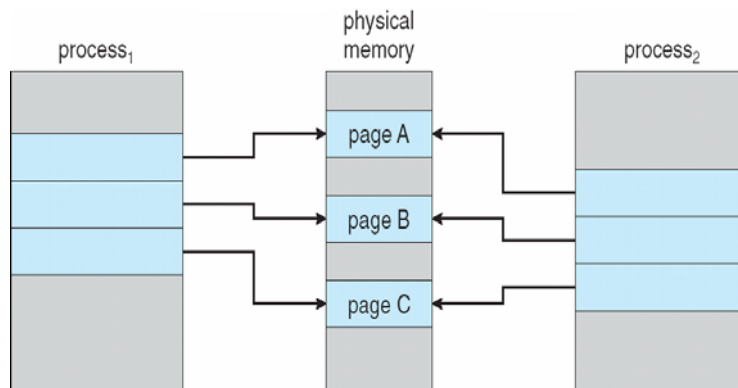




Before Process 1 Modifies Page C



After Process 1 Modifies Page C





What happens if there is no free frame?

- Page replacement – find some page in memory, but not really in use, swap it out
 - algorithm
 - performance – want an algorithm which will result in minimum number of page faults
- Same page may be brought into memory several times



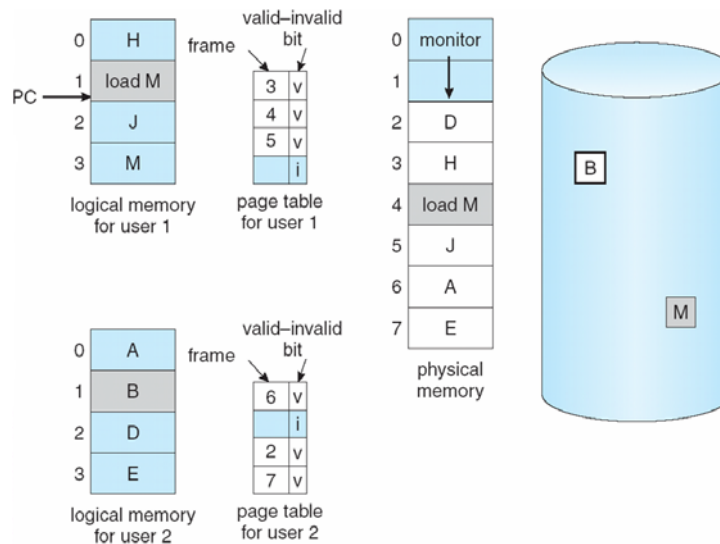
Page Replacement

- Prevent over-allocation of memory by modifying page-fault service routine to include page replacement
- Use **modify (dirty) bit** to reduce overhead of page transfers – only modified pages are written to disk
- Page replacement completes separation between logical memory and physical memory – large virtual memory can be provided on a smaller physical memory





Need For Page Replacement



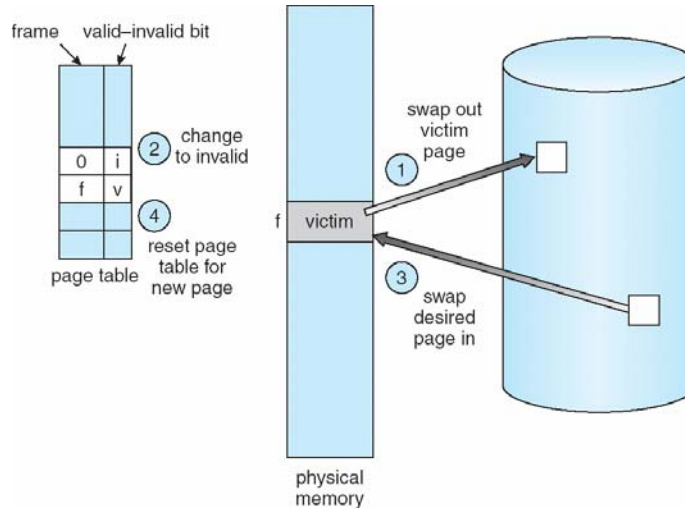
Basic Page Replacement

1. Find the location of the desired page on disk
2. Find a free frame:
 - If there is a free frame, use it
 - If there is no free frame, use a page replacement algorithm to select a **victim** frame
3. Bring the desired page into the (newly) free frame; update the page and frame tables
4. Restart the process





Page Replacement



Page Replacement Algorithms

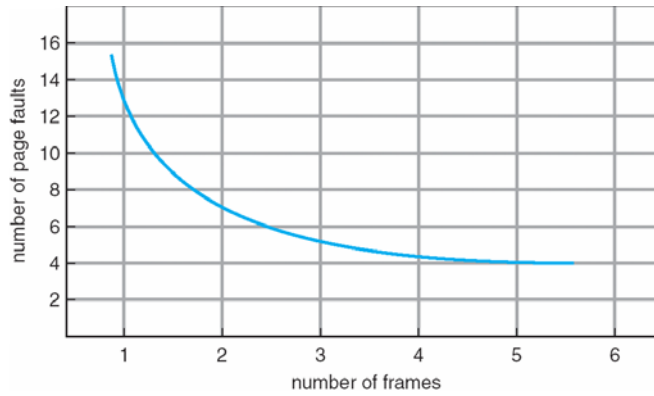
- Want lowest page-fault rate
- Evaluate algorithm by running it on a particular string of memory references (reference string) and computing the number of page faults on that string
- In all our examples, the reference string is

1, 2, 3, 4, 1, 2, 5, 1, 2, 3, 4, 5





Graph of Page Faults Versus The Number of Frames



First-In-First-Out (FIFO) Algorithm

- Reference string: 1, 2, 3, 4, 1, 2, 5, 1, 2, 3, 4, 5
- 3 frames (3 pages can be in memory at a time per process)

1	1	4	5	
2	2	1	3	9 page faults
3	3	2	4	

- 4 frames

1	1	5	4	
2	2	1	5	10 page faults
3	3	2		
4	4	3		

- Belady's Anomaly: more frames \Rightarrow more page faults





FIFO Page Replacement

reference string

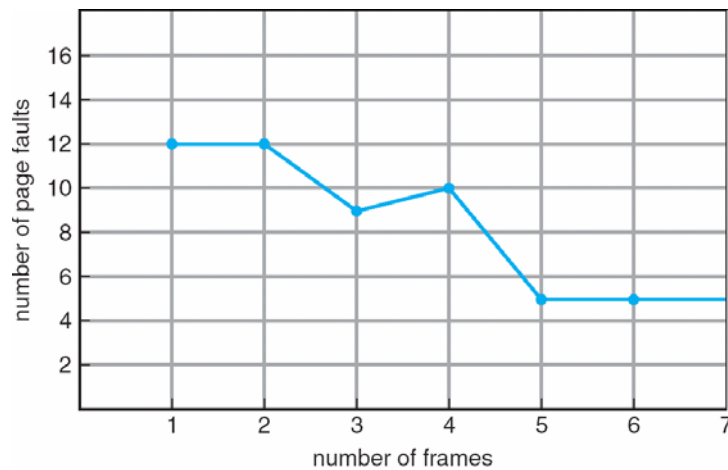
7 0 1 2 0 3 0 4 2 3 0 3 2 1 2 0 1 7 0 1

7	7	7	2	2	2	4	4	4	0	0	0	0	7	7	7
	0	0	0	3	3	3	2	2	2	1	1	1	1	0	0
		1	1	1	0	0	0	3	3	3	2	2	2	2	1

page frames



FIFO Illustrating Belady's Anomaly






Optimal Algorithm

- Replace page that will not be used for longest period of time
- 4 frames example

1, 2, 3, 4, 1, 2, 5, 1, 2, 3, 4, 5



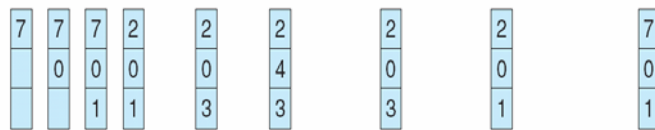
- How do you know this?
- Used for measuring how well your algorithm performs



Optimal Page Replacement

reference string

7 0 1 2 0 3 0 4 2 3 0 3 2 1 2 0 1 7 0 1



page frames





Least Recently Used (LRU) Algorithm

- Reference string: 1, 2, 3, 4, 1, 2, 5, 1, 2, 3, 4, 5

1	1	1	1	5
2	2	2	2	2
3	5	5	4	4
4	4	3	3	3

- Counter implementation
 - Every page entry has a counter; every time page is referenced through this entry, copy the clock into the counter
 - When a page needs to be changed, look at the counters to determine which are to change



LRU Page Replacement

reference string

7 0 1 2 0 3 0 4 2 3 0 3 2 1 2 0 1 7 0 1

7	7	7	2	2	4	4	4	0	1	1	1
	0	0	0	0	0	0	3	3	3	0	0
		1	1	3	3	2	2	2	2	2	7

page frames



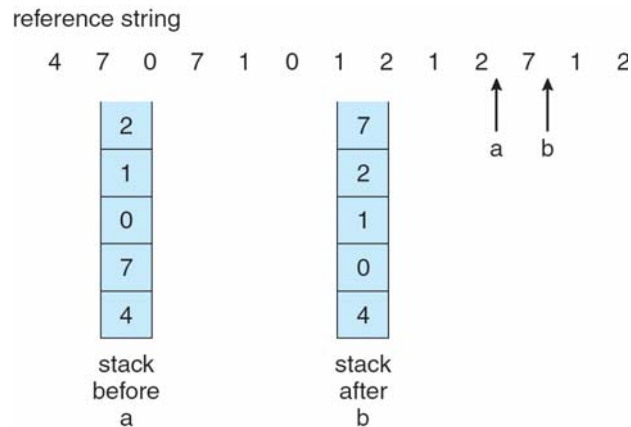


LRU Algorithm (Cont.)

- Stack implementation – keep a stack of page numbers in a double link form:
 - Page referenced:
 - ▶ move it to the top
 - ▶ requires 6 pointers to be changed
 - No search for replacement



Use Of A Stack to Record The Most Recent Page References



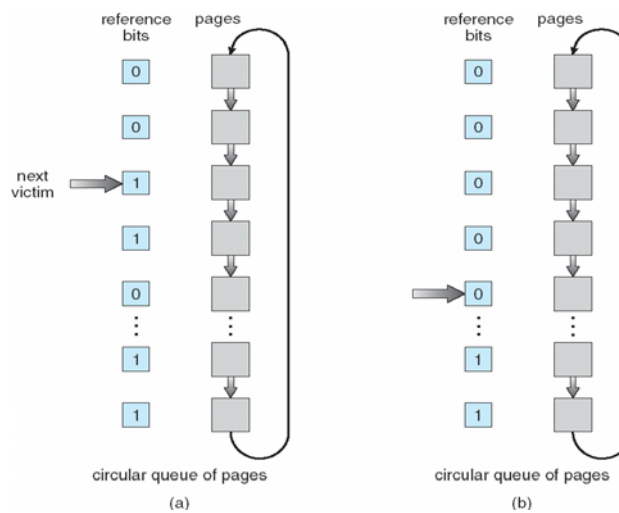


LRU Approximation Algorithms

- Reference bit
 - With each page associate a bit, initially = 0
 - When page is referenced bit set to 1
 - Replace the one which is 0 (if one exists)
 - ▶ We do not know the order, however
- Second chance
 - Need reference bit
 - Clock replacement
 - If page to be replaced (in clock order) has reference bit = 1 then:
 - ▶ set reference bit 0
 - ▶ leave page in memory
 - ▶ replace next page (in clock order), subject to same rules



Second-Chance (clock) Page-Replacement Algorithm





Counting Algorithms

- Keep a counter of the number of references that have been made to each page
- **LFU Algorithm:** replaces page with smallest count
- **MFU Algorithm:** based on the argument that the page with the smallest count was probably just brought in and has yet to be used



Allocation of Frames

- Each process needs *minimum* number of pages
- Example: IBM 370 – 6 pages to handle SS MOVE instruction:
 - instruction is 6 bytes, might span 2 pages
 - 2 pages to handle *from*
 - 2 pages to handle *to*
- Two major allocation schemes
 - fixed allocation
 - priority allocation





Fixed Allocation

- Equal allocation – For example, if there are 100 frames and 5 processes, give each process 20 frames.
- Proportional allocation – Allocate according to the size of process
 - s_i = size of process p_i
 - $S = \sum s_i$
 - m = total number of frames
 - a_i = allocation for $p_i = \frac{s_i}{S} \times m$

$$m = 64$$

$$s_1 = 10$$

$$s_2 = 127$$

$$a_1 = \frac{10}{137} \times 64 \approx 5$$

$$a_2 = \frac{127}{137} \times 64 \approx 59$$



Priority Allocation

- Use a proportional allocation scheme using priorities rather than size
- If process P_i generates a page fault,
 - select for replacement one of its frames
 - select for replacement a frame from a process with lower priority number





Global vs. Local Allocation

- **Global replacement** – process selects a replacement frame from the set of all frames; one process can take a frame from another
- **Local replacement** – each process selects from only its own set of allocated frames



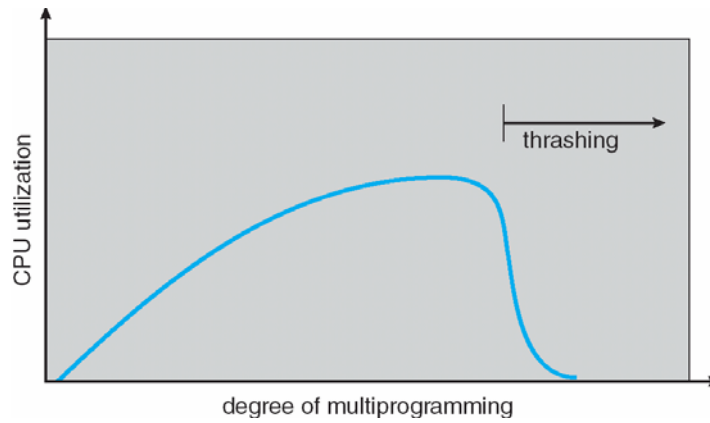
Thrashing

- If a process does not have “enough” pages, the page-fault rate is very high. This leads to:
 - low CPU utilization
 - operating system thinks that it needs to increase the degree of multiprogramming
 - another process added to the system
- **Thrashing** ≡ a process is busy swapping pages in and out





Thrashing (Cont.)



Demand Paging and Thrashing


- Why does demand paging work?
Locality model
 - Process migrates from one locality to another
 - Localities may overlap

- Why does thrashing occur?
 Σ size of locality > total memory size





Locality In A Memory-Reference Pattern



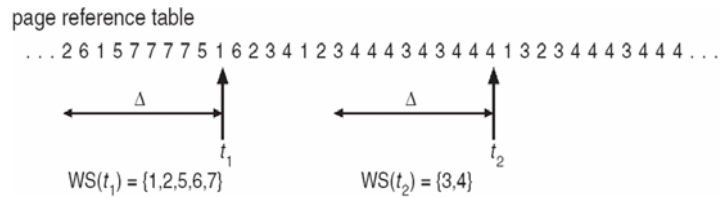
Working-Set Model

- $\Delta \equiv$ working-set window \equiv a fixed number of page references
Example: 10,000 instruction
- WSS_i (working set of Process P_i) =
total number of pages referenced in the most recent Δ (varies in time)
 - if Δ too small will not encompass entire locality
 - if Δ too large will encompass several localities
 - if $\Delta = \infty \Rightarrow$ will encompass entire program
- $D = \sum WSS_i \equiv$ total demand frames
- if $D > m \Rightarrow$ Thrashing
- Policy if $D > m$, then suspend one of the processes





Working-set model



Keeping Track of the Working Set

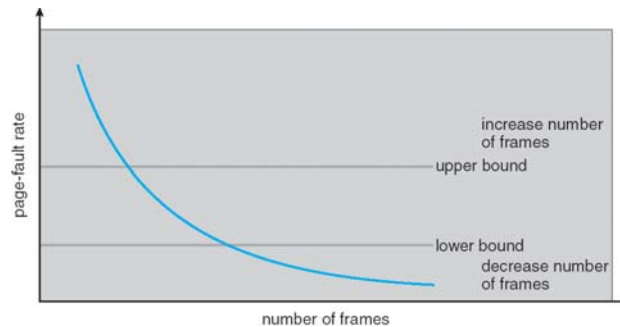
- Approximate with interval timer + a reference bit
- Example: $\Delta = 10,000$
 - Timer interrupts after every 5000 time units
 - Keep in memory 2 bits for each page
 - Whenever a timer interrupts copy and sets the values of all reference bits to 0
 - If one of the bits in memory = 1 \Rightarrow page in working set
- Why is this not completely accurate?
- Improvement = 10 bits and interrupt every 1000 time units





Page-Fault Frequency Scheme

- Establish “acceptable” page-fault rate
 - If actual rate too low, process loses frame
 - If actual rate too high, process gains frame



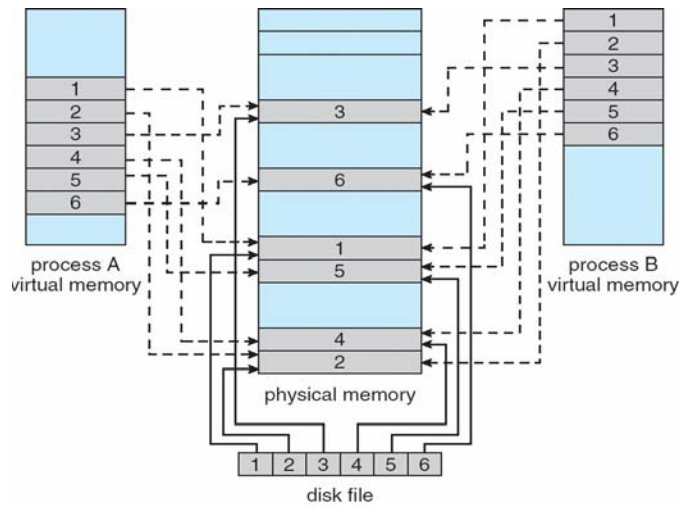
Memory-Mapped Files

- Memory-mapped file I/O allows file I/O to be treated as routine memory access by **mapping** a disk block to a page in memory
- A file is initially read using demand paging. A page-sized portion of the file is read from the file system into a physical page. Subsequent reads/writes to/from the file are treated as ordinary memory accesses.
- Simplifies file access by treating file I/O through memory rather than `read()` `write()` system calls
- Also allows several processes to map the same file allowing the pages in memory to be shared

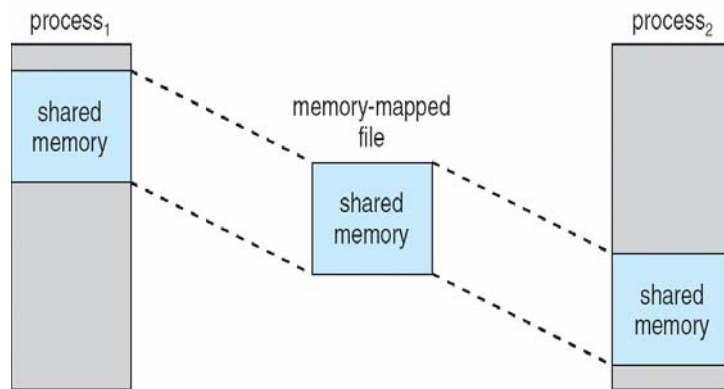




Memory Mapped Files



Memory-Mapped Shared Memory in Windows





Allocating Kernel Memory

- Treated differently from user memory
- Often allocated from a free-memory pool
 - Kernel requests memory for structures of varying sizes
 - Some kernel memory needs to be contiguous



Buddy System

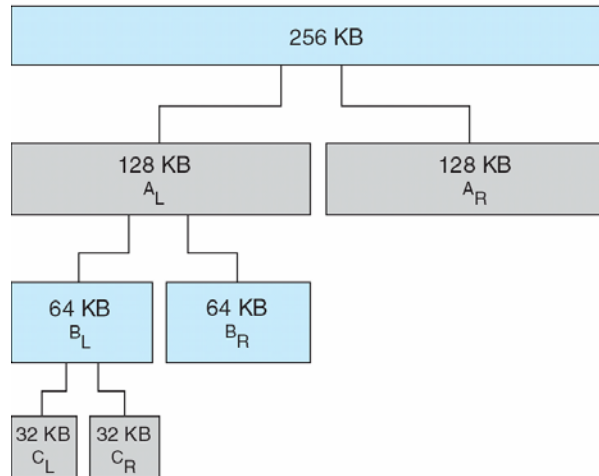
- Allocates memory from fixed-size segment consisting of physically-contiguous pages
- Memory allocated using **power-of-2 allocator**
 - Satisfies requests in units sized as power of 2
 - Request rounded up to next highest power of 2
 - When smaller allocation needed than is available, current chunk split into two buddies of next-lower power of 2
 - ▶ Continue until appropriate sized chunk available





Buddy System Allocator

physically contiguous pages



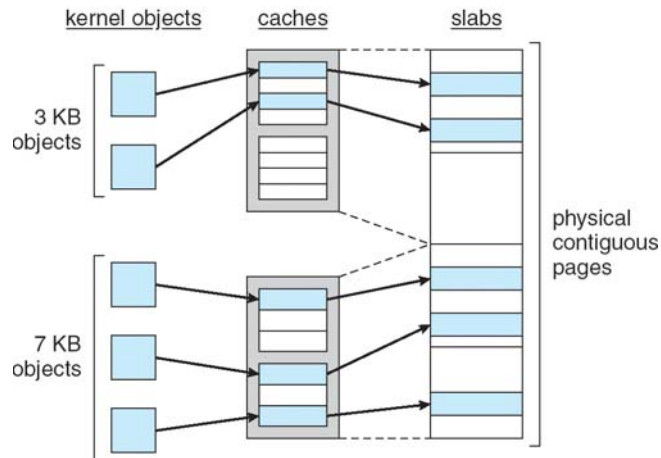
Slab Allocator

- Alternate strategy
- **Slab** is one or more physically contiguous pages
- **Cache** consists of one or more slabs
- Single cache for each unique kernel data structure
 - Each cache filled with **objects** – instantiations of the data structure
- When cache created, filled with objects marked as **free**
- When structures stored, objects marked as **used**
- If slab is full of used objects, next object allocated from empty slab
 - If no empty slabs, new slab allocated
- Benefits include no fragmentation, fast memory request satisfaction





Slab Allocation



Other Issues -- Prepaging

- Prepaging
 - To reduce the large number of page faults that occurs at process startup
 - Prepage all or some of the pages a process will need, before they are referenced
 - But if prepagged pages are unused, I/O and memory was wasted
 - Assume s pages are prepagged and α of the pages is used
 - ▶ Is cost of $s * \alpha$ save pages faults > or < than the cost of prepagging
 - $s * (1 - \alpha)$ unnecessary pages?
 - ▶ α near zero \Rightarrow prepagging loses





Other Issues – Page Size

- Page size selection must take into consideration:
 - fragmentation
 - table size
 - I/O overhead
 - locality



Other Issues – TLB Reach

- TLB Reach - The amount of memory accessible from the TLB
- $TLB\ Reach = (TLB\ Size) \times (Page\ Size)$
- Ideally, the working set of each process is stored in the TLB
 - Otherwise there is a high degree of page faults
- Increase the Page Size
 - This may lead to an increase in fragmentation as not all applications require a large page size
- Provide Multiple Page Sizes
 - This allows applications that require larger page sizes the opportunity to use them without an increase in fragmentation





Other Issues – Program Structure

- Program structure

- `Int[128,128] data;`
- Each row is stored in one page
- Program 1

```
for (j = 0; j < 128; j++)  
  for (i = 0; i < 128; i++)  
    data[i,j] = 0;
```

128 x 128 = 16,384 page faults

- Program 2

```
for (i = 0; i < 128; i++)  
  for (j = 0; j < 128; j++)  
    data[i,j] = 0;
```

128 page faults



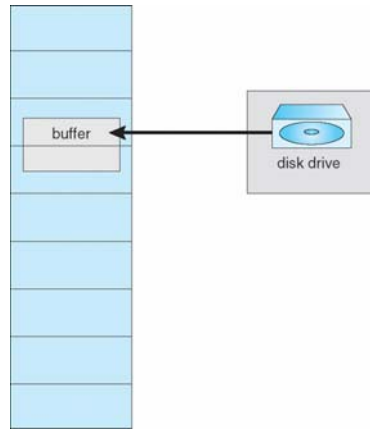
Other Issues – I/O interlock

- **I/O Interlock** – Pages must sometimes be locked into memory
- Consider I/O - Pages that are used for copying a file from a device must be locked from being selected for eviction by a page replacement algorithm





Reason Why Frames Used For I/O Must Be In Memory



Operating System Examples

- Windows XP
- Solaris





Windows XP

- Uses demand paging with **clustering**. Clustering brings in pages surrounding the faulting page.
- Processes are assigned **working set minimum** and **working set maximum**
- Working set minimum is the minimum number of pages the process is guaranteed to have in memory
- A process may be assigned as many pages up to its working set maximum
- When the amount of free memory in the system falls below a threshold, **automatic working set trimming** is performed to restore the amount of free memory
- Working set trimming removes pages from processes that have pages in excess of their working set minimum



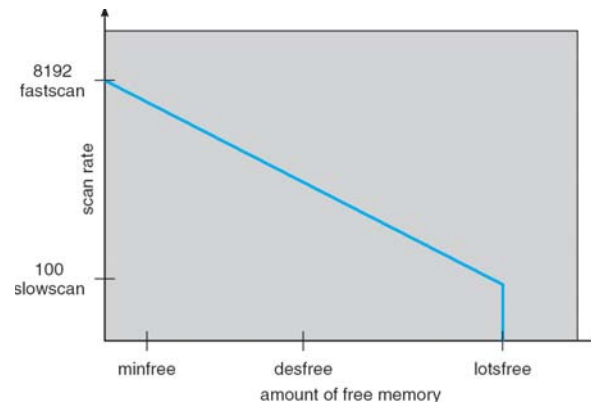
Solaris

- Maintains a list of free pages to assign faulting processes
- *Lotsfree* – threshold parameter (amount of free memory) to begin paging
- *Desfree* – threshold parameter to increasing paging
- *Minfree* – threshold parameter to being swapping
- Paging is performed by *pageout* process
- Pageout scans pages using modified clock algorithm
- *Scanrate* is the rate at which pages are scanned. This ranges from *slowscan* to *fastscan*
- Pageout is called more frequently depending upon the amount of free memory available





Solaris 2 Page Scanner



End of Chapter 9

